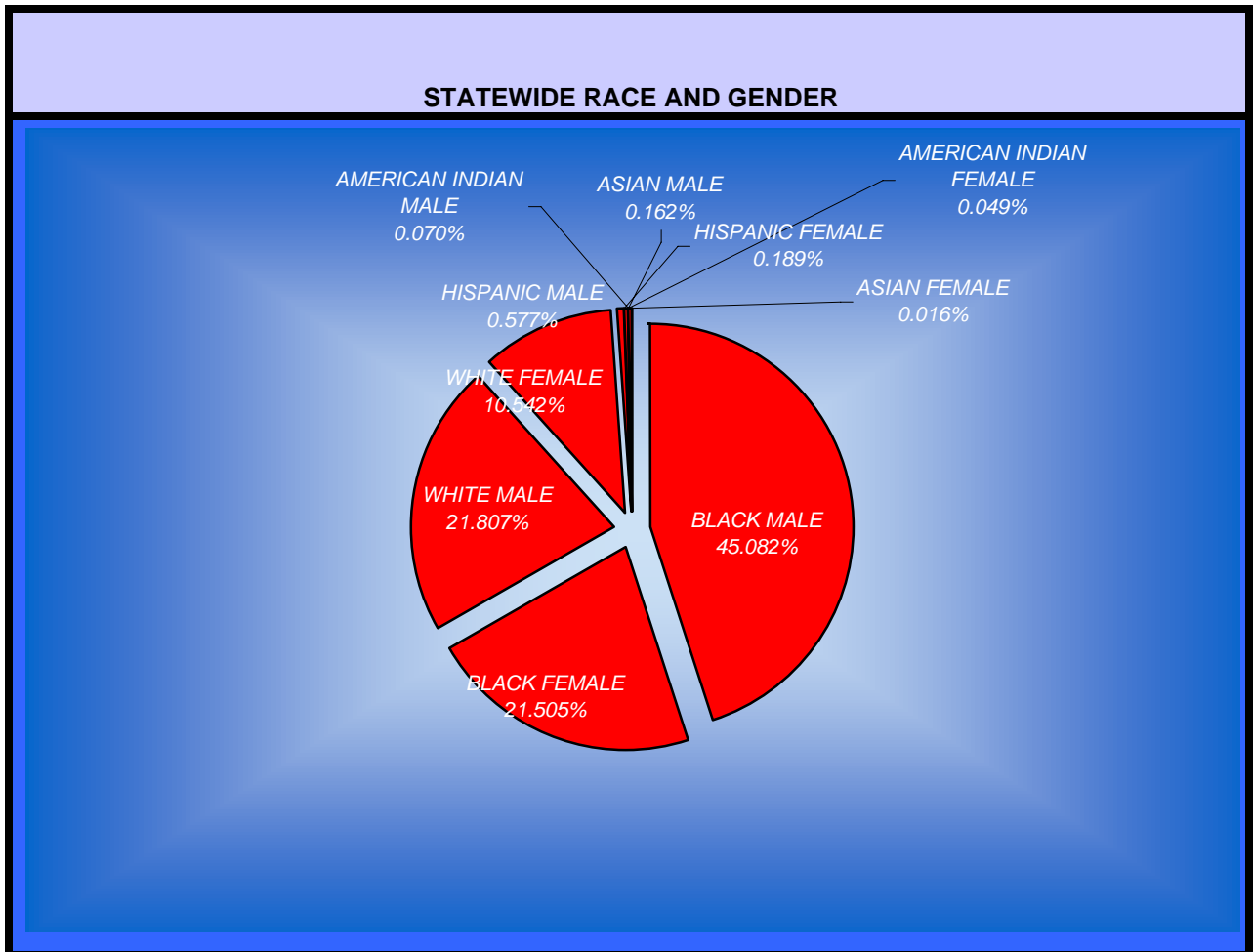


## Referrals by County

REFERRALS					
COUNTY		REFERRALS	COUNTY		REFERRALS
ADAMS		563	LEFLORE		206
ALCORN		111	LINCOLN		361
AMITE		113	LOWNDES		170
ATTALA		39	MADISON		378
BENTON		7	MARION		121
BOLIVAR		232	MARSHALL		216
CALHOUN		60	MONROE		200
CARROLL		14	MONTGOMERY		90
CHICKASAW		27	NESHOBA		115
CHOCTAW		8	NEWTON		89
CLAIBORNE		76	NOXUBEE		24
CLARKE		62	OKTIBBEHA		73
CLAY		114	PANOLA		224
COAHOMA		452	*PEARL CITY		265
COPIAH		212	PEARL RIVER		75
COVINGTON		52	PERRY		13
DESOTO		1,101	PIKE		457
FORREST		471	PONTOTOC		71
FRANKLIN		83	PRENTISS		69
GEORGE		250	QUITMAN		104
GREENE		34	RANKIN		1,067
GRENADA		397	SCOTT		190
HANCOCK		272	SHARKEY		57
HARRISON		1,479	SIMPSON		115
HINDS		1,333	SMITH		56
HOLMES		61	STONE		62
HUMPHREYS		36	SUNFLOWER		210
ISSAQUENA		15	TALLAHATCHIE		209
ITAWAMBA		97	TATE		112
JACKSON		1,032	TIPPAH		50
JASPER		131	TISHOMINGO		58
JEFFERSON		32	TUNICA		111
JEFF-DAVIS		40	UNION		52
JONES		180	WALTHALL		121
KEMPER		27	WARREN		208
LAFAYETTE		210	WASHINGTON		723
LAMAR		146	WAYNE		88
LAUDERDALE		985	WEBSTER		14
LAWRENCE		39	WILKINSON		73
LEAKE		16	WINSTON		42
LEE		607	YALOBUSHA		56
			YAZOO		324
<b>TOTAL</b>					<b>18,535</b>

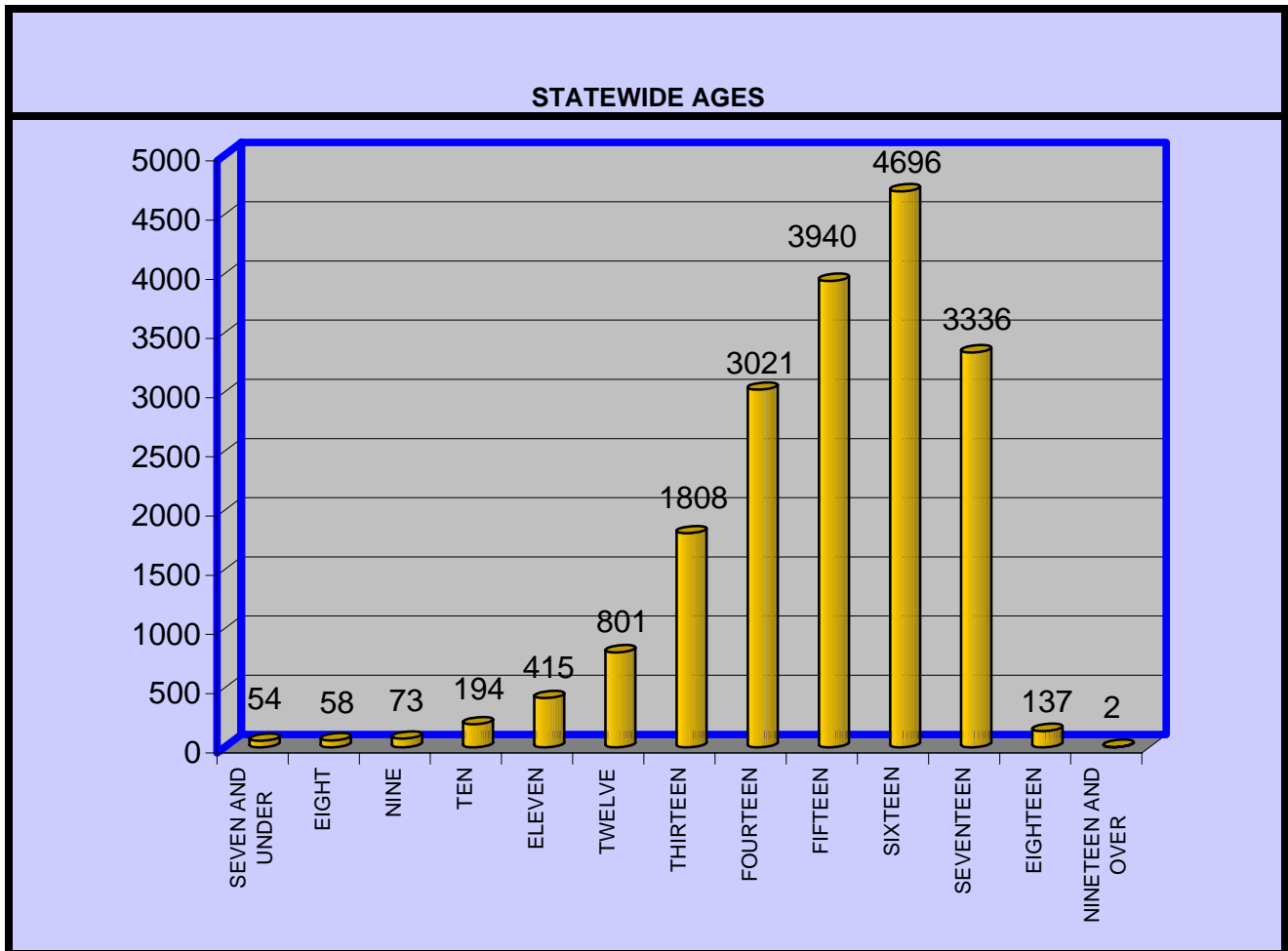
# Statewide Totals by Race and Gender

RACE AND GENDER BREAKDOWN			
AFRICAN AMERICAN MALE	8,356		
AFRICAN AMERICAN FEMALE	3,986	AFRICAN AMERICAN	12,342
CAUCASIAN MALE	4,042		
CAUCASIAN FEMALE	1,954	CAUCASIAN	5,996
HISPANIC MALE	107		
HISPANIC FEMALE	35	HISPANIC	142
AMERICAN INDIAN MALE	13		
AMERICAN INDIAN FEMALE	9	AMERICAN INDIAN	22
ASIAN MALE	30		
ASIAN FEMALE	3	ASIAN	33
TOTAL REFERRALS	18,535	TOTAL	18,535



## Statewide Totals by Age

AGE AT DISPOSITION		
7 AND UNDER		54
8		57
9		73
10		194
11		415
12		801
13		1808
14		3021
15		3940
16		4696
17		3336
18		137
19 AND OVER		2
<b>TOTAL</b>		<b>18,535</b>



# Race And Gender by County

RACE AND GENDER											
COUNTY	AFRICAN AMERICAN		CAUCASIAN		HISPANIC		AMERICAN INDIAN		ASIAN		TOTAL
	MALE	FEMALE	MALE	FEMALE	MALE	FEMALE	MALE	FEMALE	MALE	FEMALE	
	ADAMS	278	225	27	33	0	0	0	0	0	
ALCORN	22	2	57	26	3	1	0	0	0	0	111
AMITE	58	42	9	3	1	0	0	0	0	0	113
ATTALA	20	12	3	4	0	0	0	0	0	0	39
BENTON	4	0	1	1	0	0	0	1	0	0	7
BOLIVAR	133	71	21	7	0	0	0	0	0	0	232
CALHOUN	22	9	22	5	2	0	0	0	0	0	60
CARROLL	8	1	5	0	0	0	0	0	0	0	14
CHICKASAW	15	3	4	4	1	0	0	0	0	0	27
CHOCTAW		2	4	2	0	0	0	0	0	0	8
CLAIBORNE	39	37	0	0	0	0	0	0	0	0	76
CLARKE	25	17	12	8	0	0	0	0	0	0	62
CLAY	71	17	18	8	0	0	0	0	0	0	114
COAHOMA	293	153	4	2	0	0	0	0	0	0	452
COPIAH	139	52	8	9	2	2	0	0	0	0	212
COVINGTON	18	12	13	9	0	0	0	0	0	0	52
DESOTO	325	205	336	209	18	5	0	1	2	0	1101
FORREST	228	107	105	31	0	0	0	0	0	0	471
FRANKLIN	35	19	23	6	0	0	0	0	0	0	83
GEORGE	36	11	142	61	0	0	0	0	0	0	250
GREENE	8	2	19	5	0	0	0	0	0	0	34
GRENADA	176	137	55	29	0	0	0	0	0	0	397
HANCOCK	27	10	161	71	1	1	1	0	0	0	272
HARRISON	563	237	464	187	11	0	1	0	15	1	1479
HINDS	862	405	33	30	3	0	0	0	0	0	1333
HOLMES	40	21	0	0	0	0	0	0	0	0	61
HUMPHREYS	22	10	4	0	0	0	0	0	0	0	36
ISSAQUENA	12	3	0	0	0	0	0	0	0	0	15
ITAWAMBA	8	3	57	28	1	0	0	0	0	0	97
JACKSON	405	155	321	117	14	10	2	1	6	1	1032
JASPER	78	41	9	3	0	0	0	0	0	0	131
JEFFERSON	17	15	0	0	0	0	0	0	0	0	32
JEFF-DAVIS	21	11	8	0	0	0	0	0	0	0	40
JONES	71	55	38	15	1	0	0	0	0	0	180
KEMPER	16	11	0	0	0	0	0	0	0	0	27
LAFAYETTE	86	53	47	23	0	1	0	0	0	0	210
LAMAR	54	9	61	20	2	0	0	0	0	0	146
LAUDERDALE	558	232	125	67	0	2	1	0	0	0	985
LAWRENCE	8	12	13	5	0	0	0	1	0	0	39
LEAKE	12	1	2	1	0	0	0	0	0	0	16
LEE	229	82	185	109	1	0	0	0	1	0	607
LEFLORE	162	39	3	2	0	0	0	0	0	0	206

**Race And Gender by County (con't)**

<b>RACE AND GENDER</b>											
<b>COUNTY</b>	<b>AFRICAN</b>		<b>CAUCASIAN</b>		<b>HISPANIC</b>		<b>AMERICAN</b>		<b>ASIAN</b>		<b>TOTAL</b>
	<b>AMERICAN</b>						<b>INDIAN</b>				
	<b>M</b>	<b>F</b>	<b>M</b>	<b>F</b>	<b>M</b>	<b>F</b>	<b>M</b>	<b>F</b>	<b>M</b>	<b>F</b>	
LINCOLN	140	83	68	68	1	0	0	0	1	0	361
LOWNDES	102	30	22	14	0	0	2	0	0	0	170
MADISON	191	65	77	42	2	0	1	0	0	0	378
MARION	42	28	34	16	0	1	0	0	0	0	121
MARSHALL	106	46	35	21	7	1	0	0	0	0	216
MONROE	84	38	66	8	3	1	0	0	0	0	200
MONTGOMERY	52	25	8	5	0	0	0	0	0	0	90
NESHOBA	47	15	34	13	1	0	3	1	0	1	115
NEWTON	50	12	19	3	1	0	0	4	0	0	89
NOXUBEE	12	11	1	0	0	0	0	0	0	0	24
OKTIBBEHA	42	22	6	1	0	0	0	0	2	0	73
PANOLA	134	41	31	18	0	0	0	0	0	0	224
*PEARL CITY	70	18	122	51	3	1	0	0	0	0	265
PEARL RIVER	11	7	43	14	0	0	0	0	0	0	75
PERRY	3	0	8	2	0	0	0	0	0	0	13
PIKE	267	103	47	38	1	0	1	0	0	0	457
PONTOTOC	10	5	45	11	0	0	0	0	0	0	71
PRENTISS	9	7	41	12	0	0	0	0	0	0	69
QUITMAN	68	23	7	6	0	0	0	0	0	0	104
RANKIN	232	82	470	263	14	4	0	0	2	0	1067
SCOTT	88	46	33	17	4	2	0	0	0	0	190
SHARKEY	43	13	1	0	0	0	0	0	0	0	57
SIMPSON	49	27	26	13	0	0	0	0	0	0	115
SMITH	15	13	26	2	0	0	0	0	0	0	56
STONE	13	7	27	15	0	0	0	0	0	0	62
SUNFLOWER	112	86	10	2	0	0	0	0	0	0	210
TALLAHATCHIE	109	77	14	9	0	0	0	0	0	0	209
TATE	47	23	28	11	2	1	0	0	0	0	112
TIPPAH	21	4	17	6	2	0	0	0	0	0	50
TISHOMINGO	1	0	44	12	1	0	0	0	0	0	58
TUNICA	64	39	4	2	1	1	0	0	0	0	111
UNION	18	2	22	8	1	1	0	0	0	0	52
WALTHALL	49	24	32	16	0	0	0	0	0	0	121
WARREN	109	50	38	9	2	0	0	0	0	0	208
WASHINGTON	428	219	39	37	0	0	0	0	0	0	723
WAYNE	52	14	18	4	0	0	0	0	0	0	88
WEBSTER	5	1	2	5	0	0	1	0	0	0	14
WILKINSON	55	17	0	1	0	0	0	0	0	0	73
WINSTON	16	9	12	4	0	0	0	0	1	0	42
YALOBUSHA	28	12	12	4	0	0	0	0	0	0	56
YAZOO	158	101	34	31	0	0	0	0	0	0	324
<b>TOTAL</b>											<b>18,535</b>

# Age at Disposition by County

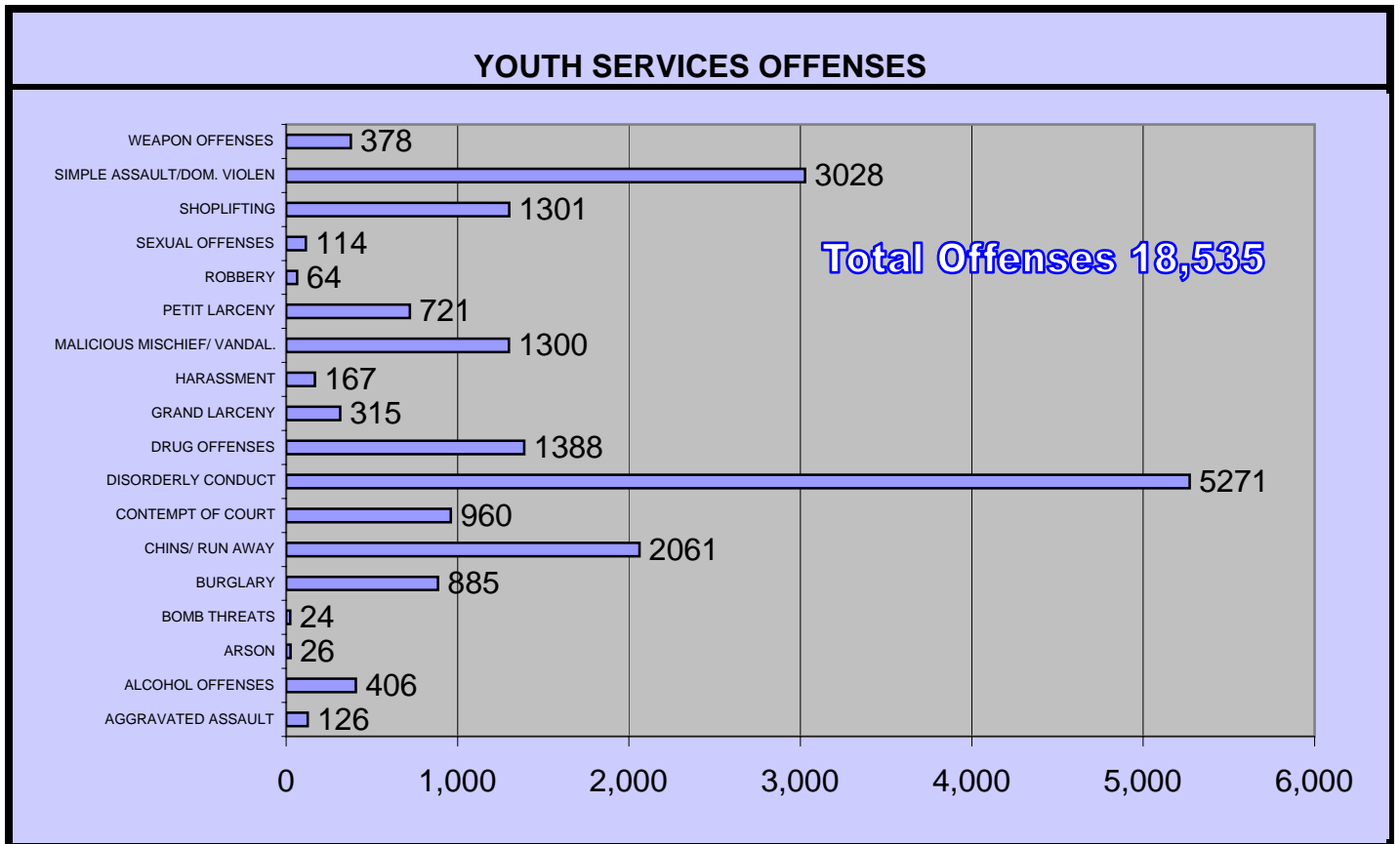
AGE AT DISPOSITION														
COUNTY	7& UNDER	8	9	10	11	12	13	14	15	16	17	18	19 & OVER	TOTAL
ADAMS	2	1	0	3	8	27	65	94	144	126	89	4	0	563
ALCORN	0	0	2	1	1	4	10	17	10	35	31	0	0	111
AMITE	0	0	4	2	7	8	24	20	21	20	7	0	0	113
ATTALA	0	0	0	0	0	1	2	8	13	9	6	0	0	39
BENTON	0	0	0	0	0	0	1	2	0	4	0	0	0	7
BOLIVAR	0	0	0	0	1	7	18	31	57	81	37	0	0	232
CALHOUN	0	0	0	1	4	7	6	8	14	14	6	0	0	60
CARROLL	0	0	0	0	1	1	2	2	0	5	3	0	0	14
CHICKASAW	0	0	0	0	0	0	3	6	5	8	5	0	0	27
CHOCTAW	0	0	0	0	0	0	1	1	0	3	3	0	0	8
CLAIBORNE	3	1	0	0	4	2	3	9	11	19	22	2	0	76
CLARKE	0	0	0	0	4	5	5	12	15	12	9	0	0	62
CLAY	2	2	0	1	1	5	5	21	28	26	23	0	0	114
COAHOMA	1	0	1	4	12	28	44	105	88	88	81	0	0	452
COPIAH	0	0	1	3	3	11	21	29	61	46	37	0	0	212
COVINGTON	0	1	0	0	4	4	4	5	7	16	11	0	0	52
DESOTO	1	19	17	38	59	68	142	166	169	234	188	0	0	1101
FORREST	0	0	0	2	7	7	31	26	62	146	190	0	0	471
FRANKLIN	0	0	0	3	2	9	16	21	13	17	1	1	0	83
GEORGE	1	0	0	3	3	7	37	45	57	56	41	0	0	250
GREENE	0	0	0	0	0	1	4	5	7	10	7	0	0	34
GRENADA	0	1	6	12	19	21	40	50	79	92	74	3	0	397
HANCOCK	0	1	3	5	3	16	26	32	46	77	61	2	0	272
HARRISON	0	2	3	15	45	63	214	306	345	396	88	2	0	1479
HINDS	0	0	0	4	26	48	137	258	251	349	220	40	0	1333
HOLMES	0	0	0	0	0	0	4	12	12	17	13	3	0	61
HUMPHREYS	0	0	1	1	1	2	1	9	8	7	6	0	0	36
ISSAQUENA	0	0	0	0	0	0	0	1	5	9	0	0	0	15
ITAWAMBA	0	0	1	1	3	3	13	8	15	28	25	0	0	97
JACKSON	0	1	0	17	37	71	123	190	211	208	162	12	0	1032
JASPER	1	0	1	0	0	2	14	16	35	33	26	3	0	131
JEFFERSON	0	0	0	0	1	1	1	8	7	10	4	0	0	32
JEFF-DAVIS	0	0	0	0	2	3	6	4	9	10	6	0	0	40
JONES	0	0	0	1	0	10	22	32	41	43	31	0	0	180
KEMPER	0	0	0	0	0	0	4	4	9	3	7	0	0	27
LAFAYETTE	0	0	1	0	0	12	18	41	34	63	41	0	0	210
LAMAR	0	0	0	2	2	11	10	24	31	42	24	0	0	146
LAUDERDALE	0	1	3	2	10	46	81	140	220	290	192	0	0	985
LAWRENCE	0	0	0	0	1	2	2	9	14	7	4	0	0	39
LEAKE	0	0	0	0	0	0	0	4	6	3	3	0	0	16
LEE	1	0	2	7	3	36	55	81	136	120	157	9	0	607
LEFLORE	2	0	2	3	3	9	23	33	40	57	34	0	0	206

**Age at Disposition by County (con't)**

AGE AT DISPOSITION														
COUNTY	7& UNDER	8	9	10	11	12	13	14	15	16	17	18	19 & OVER	TOTAL
LINCOLN	24	4	6	3	22	20	18	51	69	111	33	0	0	361
LOWNDES	0	0	0	0	2	3	11	21	39	54	39	1	0	170
MADISON	0	0	0	1	5	9	26	54	87	110	84	0	2	378
MARION	0	0	0	0	3	2	14	17	25	34	25	1		121
MARSHALL	0	0	1	1	8	8	27	25	39	44	50	13	0	216
MONROE	0	0	0	1	5	5	8	25	52	55	45	4	0	200
MONTGOMERY	0	0	2	1	4	0	9	7	24	17	25	1	0	90
NESHOBA	0	0	0	2	2	2	12	21	26	22	28	0	0	115
NEWTON	0	1	0	1	2	5	4	13	25	24	14	0	0	89
NOXUBEE	0	0	0	0	0	0	0	5	3	8	8	0	0	24
OKTIBBEHA	0	0	0	0	1	2	5	5	15	21	24	0	0	73
PANOLA	0	1	0	2	3	2	13	43	51	64	45	0	0	224
*PEARL CITY	0	2	1	2	3	9	25	48	63	59	53	0	0	265
PEARL RIVER	0	0	0	0	1	10	4	11	15	13	21	0	0	75
PERRY	0	0	0	0	0	1	2	2	3	4	1	0	0	13
PIKE	0	1	0	4	5	17	31	77	115	110	90	7	0	457
PONTOTOC	0	0	0	1	1	4	4	11	9	13	19	9	0	71
PRENTISS	0	0	0	0	0	0	4	10	15	20	20	0	0	69
QUITMAN	0	0	0	5	0	4	14	21	26	23	11	0	0	104
RANKIN	7	10	12	20	28	40	81	144	221	280	224	0	0	1067
SCOTT	0	1	1	1	0	1	13	40	46	57	30	0	0	190
SHARKEY	0	1	0	1	0	3	10	10	16	13	3	0	0	57
SIMPSON	1	0	0	1	1	4	7	21	31	23	23	3	0	115
SMITH	0	0	0	1	3	3	7	10	10	10	11	1	0	56
STONE	0	0	0	0	0	3	6	3	15	22	13	0	0	62
SUNFLOWER	0	0	1	3	3	8	18	32	47	68	30	0	0	210
TALLAHATCHIE	0	1	0	1	1	6	14	36	41	60	49	0	0	209
TATE	0	0	0	0	3	3	8	9	33	31	23	2	0	112
TIPPAH	0	0	0	0	0	0	6	5	13	11	13	2	0	50
TISHOMINGO	0	0	0	3	0	0	4	8	14	15	14	0	0	58
TUNICA	0	0	0	0	2	5	14	12	27	32	16	3	0	111
UNION	0	0	0	1	0	0	7	6	8	17	10	3	0	52
WALTHALL	1	0	0	1	3	9	19	21	22	26	17	2	0	121
WARREN	0	0	0	0	2	8	21	42	64	53	18	0	0	208
WASHINGTON	7	4	1	5	14	26	68	137	161	182	114	4	0	723
WAYNE	0	0	0	0	2	3	1	13	23	15	31	0	0	88
WEBSTER	0	0	0	0	0	1	3	2	1	4	3	0	0	14
WILKINSON	0	0	0	0	0	0	7	14	13	28	11	0	0	73
WINSTON	0	0	0	1	0	1	5	12	11	8	3	1	0	42
YALOBUSHA	0	1	0	0	0	0	2	12	16	12	13	0	0	56
YAZOO	0	0	0	0	9	16	18	70	70	84	57	0	0	324
<b>TOTAL</b>														<b>18,535</b>

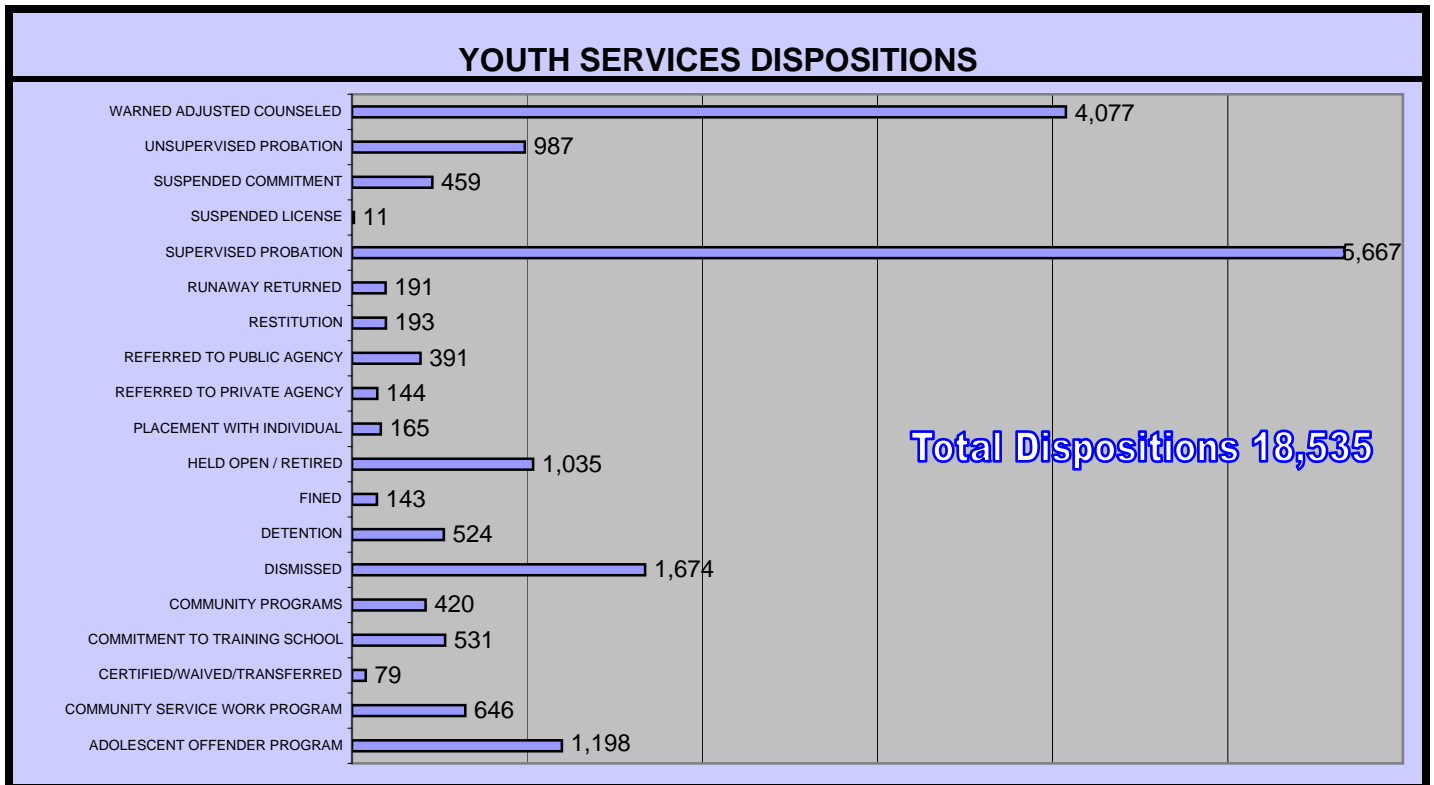
# Statewide Offenses by Age

AGE AT OFFENSE														
OFFENSES	7 & UNDER	8	9	10	11	12	13	14	15	16	17	18	19 & OVER	TOTAL
AGGRAVATED ASSAULT	0	0	0	1	1	1	13	18	24	45	22	1	0	126
ALCOHOL OFFENSES	0	1	0	0	0	2	19	22	49	114	188	11	0	406
ARSON	0	0	0	0	0	1	5	6	6	8	0	0	0	26
BOMB THREATS	0	0	0	0	0	1	1	4	15	3	0	0	0	24
BURGLARY	0	2	3	11	17	48	101	167	209	260	65	2	0	885
CHINS/ RUN AWAY	45	30	28	36	55	93	202	332	426	554	259	1	0	2061
CONTEMPT OF COURT	1	0	1	3	2	20	52	152	236	317	151	20	5	960
DISORDERLY CONDUCT	1	14	14	42	129	286	550	893	1166	1218	915	43	0	5271
DRUG OFFENSES	0	0	0	6	8	34	91	186	256	422	371	14	0	1388
GRAND LARCENY	0	0	0	1	6	7	25	41	79	102	50	4	0	315
HARASSMENT	0	1	2	1	2	11	20	18	30	37	44	1	0	167
MALICIOUS MISCHIEF/ VANDAL.	3	2	14	29	47	82	167	236	260	296	161	3	0	1300
PETIT LARCENY	0	1	2	9	25	29	90	131	145	162	122	5	0	721
ROBBERY	0	0	0	0	0	1	2	17	13	22	7	2	0	64
SEXUAL OFFENSES	0	0	1	0	3	6	13	21	28	23	19	0	0	114
SHOPLIFTING	0	0	1	14	32	40	155	195	284	302	268	10	0	1301
SIMPLE ASSAULT/DOM. VIOLEN	1	4	7	38	78	124	255	512	650	715	619	25	0	3028
WEAPON OFFENSES	3	2	0	3	12	24	52	63	67	88	59	5	0	378
<b>TOTAL</b>	<b>54</b>	<b>57</b>	<b>73</b>	<b>194</b>	<b>417</b>	<b>810</b>	<b>1,813</b>	<b>3,014</b>	<b>3,943</b>	<b>4,688</b>	<b>3,320</b>	<b>147</b>	<b>5</b>	<b>18,535</b>



# Statewide Dispositions by Age

AGE AT DISPOSITION														
DISPOSITIONS	7 &												19 &	TOTAL
	UNDER	8	9	10	11	12	13	14	15	16	17	18	OVER	
ADOLESCENT OFFENDER PROGRAM	1	1	6	10	13	52	125	212	324	306	146	2	0	1,198
COMMUNITY SERVICE WORK PROGRAM	0	0	0	1	13	34	73	113	113	165	127	7	0	646
CERTIFIED/WAIVED/TRANSFERRED	0	0	0	0	0	0	0	3	8	34	30	4	0	79
COMMITMENT TO TRAINING SCHOOL	0	0	0	0	0	4	36	83	164	169	74	1	0	531
COMMUNITY PROGRAMS	0	0	0	0	3	26	54	72	90	92	68	15	0	420
DISMISSED	5	4	14	26	45	84	149	258	331	371	346	40	1	1,674
DETENTION	0	0	1	1	2	10	28	97	111	158	113	2	1	524
FINED	2	0	0	0	3	0	6	7	13	34	54	24	0	143
HELD OPEN / RETIRED	2	5	8	19	27	42	88	164	187	251	224	18	0	1,035
PLACEMENT WITH INDIVIDUAL	0	0	0	0	1	5	15	22	43	41	38	0	0	165
REFERRED TO PRIVATE AGENCY	0	1	1	3	2	3	15	26	24	34	29	4	2	144
REFERRED TO PUBLIC AGENCY	2	0	2	5	8	22	34	55	86	114	62	1	0	391
RESTITUTION	0	1	2	5	6	8	16	24	42	47	41	1	0	193
RUNAWAY RETURNED	0	0	0	0	3	0	39	22	37	60	26	4	0	191
SUPERVISED PROBATION	5	5	8	35	78	172	480	1,012	1,347	1,543	937	44	1	5,667
SUSPENDED LICENSE	0	0	0	0	0	1	0	2	2	4	2	0	0	11
SUSPENDED COMMITMENT	0	0	0	0	12	21	47	64	105	134	75	1	0	459
UNSUPERVISED PROBATION	13	7	3	6	20	40	143	123	178	266	171	17	0	987
WARNED ADJUSTED COUNSELED	21	37	39	103	159	286	452	625	733	810	759	48	5	4,077
<b>TOTAL</b>	<b>51</b>	<b>61</b>	<b>84</b>	<b>214</b>	<b>395</b>	<b>810</b>	<b>1,800</b>	<b>2,984</b>	<b>3,938</b>	<b>4,633</b>	<b>3,322</b>	<b>233</b>	<b>10</b>	<b>18,535</b>



## Referral Types by County

Status vs. Delinquent			
COUNTY	STATUS	DELINQUENT	TOTAL
ADAMS	38	525	563
ALCORN	0	111	111
AMITE	5	108	113
ATTALA	2	37	39
BENTON	2	5	7
BOLIVAR	19	213	232
CALHOUN	2	58	60
CARROLL	0	14	14
CHICKASAW	0	27	27
CHOCTAW	0	8	8
CLAIBORNE	24	52	76
CLARKE	0	62	62
CLAY	2	112	114
COAHOMA	22	430	452
COPIAH	56	156	212
COVINGTON	0	52	52
DESOTO	168	933	1101
FORREST	80	391	471
FRANKLIN	4	79	83
GEORGE	10	240	250
GREENE	4	30	34
GRENADA	26	371	397
HANCOCK	38	234	272
HARRISON	224	1255	1479
HINDS	68	1265	1333
HOLMES	13	48	61
HUMPHREYS	10	26	36
ISSAQUENA	7	8	15
ITAWAMBA	4	93	97
JACKSON	74	958	1032
JASPER	11	120	131
JEFFERSON	19	13	32
JEFFERSON DAVIS	0	40	40
JONES	9	171	180
KEMPER	0	27	27
LAFAYETTE	9	201	210
LAMAR	5	141	146
LAUDERDALE	81	904	985
LAWRENCE	1	38	39
LEAKE	1	15	16
LEE	21	586	607
LEFLORE	12	194	206
LINCOLN	253	108	361
LOWNDES	8	162	170

## Referral Types by County

### Status vs. Delinquent (continued)

COUNTY	STATUS	DELINQUENT	TOTAL
MADISON	34	344	378
MARION	3	118	121
MARSHALL	25	191	216
MONROE	16	184	200
MONTGOMERY	1	89	90
NESHOBA	20	95	115
NEWTON	12	77	89
NOXUBEE	0	24	24
OKTIBBEHA	0	73	73
PANOLA	10	214	224
CITY OF PEARL	19	246	265
PEARL RIVER	4	71	75
PERRY	0	13	13
PIKE	37	420	457
PONTOTOC	2	69	71
PRENTISS	0	69	69
QUITMAN	39	65	104
RANKIN	201	866	1067
SCOTT	20	170	190
SHARKEY	9	48	57
SIMPSON	2	113	115
SMITH	0	56	56
STONE	0	62	62
SUNFLOWER	51	159	210
TALLAHATCHIE	30	179	209
TATE	13	99	112
TIPPAH	3	47	50
TISHOMINGO	7	51	58
TUNICA	5	106	111
UNION	0	52	52
WALTHALL	10	111	121
WARREN	57	151	208
WASHINGTON	65	658	723
WAYNE	1	87	88
WEBSTER	4	10	14
WILKINSON	20	53	73
WINSTON	5	37	42
YALOBUSHA	2	54	56
YAZOO	2	322	324
<b>TOTAL</b>	<b>2,061</b>	<b>16,474</b>	<b>18,535</b>

# A Regional Look at Dispositions

DISPOSITIONAL BREAKDOWN									
COUNTY	REGION	PROBATION	TRAINING SCHOOL COMMITMENT	ALL OTHER	COUNTY	REGION	PROBATION	TRAINING SCHOOL COMMITMENT	ALL OTHER
ALCORN	1	23	3	85	CLARKE	4	30	0	32
BENTON	1	5	0	2	GEORGE	4	102	3	145
CALHOUN	1	13	4	43	GREENE	4	15	0	19
CHICKASAW	1	10	0	17	JONES	4	82	2	96
CLAY	1	10	11	93	KEMPER	4	8	3	16
ITAWAMBA	1	28	1	68	LAUDERDALE	4	304	12	669
LAFAYETTE	1	13	4	193	LOWNDES	4	55	4	111
LEE	1	155	7	445	NESHOBA	4	49	9	57
MARSHALL	1	34	0	182	NOXUBEE	4	11	0	13
MONROE	1	74	1	125	WAYNE	4	33	10	45
PANOLA	1	98	8	118	WINSTON	4	22	2	18
PONTOTOC	1	30	0	41	<b>REG. TOTAL</b>	<b>1,977</b>	<b>711</b>	<b>45</b>	<b>1,221</b>
PRENTISS	1	7	0	62	ADAMS	5	289	5	269
TATE	1	87	0	25	AMITE	5	30	7	76
TIPPAH	1	17	0	33	CLAIBORNE	5	50	1	25
TISHOMINGO	1	41	2	15	COPIAH	5	124	17	71
UNION	1	10	0	42	FRANKLIN	5	0	8	75
<b>REG. TOTAL</b>	<b>2,285</b>	<b>655</b>	<b>41</b>	<b>1,589</b>	JEFFERSON	5	18	0	14
BOLIVAR	2	60	4	168	LAMAR	5	58	3	85
COAHOMA	2	43	21	388	LINCOLN	5	156	4	201
DESOTO	2	153	12	936	MARION	5	56	7	58
GRENADA	2	101	54	242	PEARL RIVER	5	30	2	43
MONTGOMERY	2	14	13	63	PIKE	5	225	20	212
QUITMAN	2	9	6	89	WALTHALL	5	19	13	89
TALLAHATCHIE	2	13	4	192	WILKINSON	5	42	6	25
TUNICA	2	24	1	86	<b>REG. TOTAL</b>	<b>2,433</b>	<b>1,097</b>	<b>93</b>	<b>1,243</b>
WASHINGTON	2	673	12	38	FORREST	6	118	10	343
YALABUSHA	2	7	16	33	HANCOCK	6	146	4	122
<b>REG. TOTAL</b>	<b>3,475</b>	<b>1,097</b>	<b>143</b>	<b>2,235</b>	HARRISON	6	757	59	663
ATTALA	3	16	5	18	JACKSON	6	243	7	782
CARROLL	3	2	1	11	PERRY	6	0	0	13
CHOCTAW	3	3	1	4	STONE	6	10	0	52
HOLMES	3	22	6	33	<b>REG. TOTAL</b>	<b>3,329</b>	<b>1,274</b>	<b>80</b>	<b>1,975</b>
HUMPHREYS	3	5	0	31	COVINGTON	7	34	0	18
JASPER	3	68	5	58	HINDS	7	234	0	1,099
LEAKE	3	3	0	13	ISSAQUENA	7	14	0	1
LEFLORE	3	46	18	142	JEFF. DAVIS	7	37	1	2
MADISON	3	222	19	137	LAWRENCE	7	39	0	0
NEWTON	3	50	10	29	RANKIN	7	354	15	698
OKTIBBEHA	3	30	6	37	SHARKEY	7	40	11	6
SCOTT	3	52	7	131	SIMPSON	7	61	3	51
SUNFLOWER	3	39	8	163	SMITH	7	45	2	9
WEBSTER	3	9	0	5	WARREN	7	86	8	114
YAZOO	3	185	5	134	CITY OF PEARL	7	106	9	150
<b>REG. TOTAL</b>	<b>1,789</b>	<b>752</b>	<b>91</b>	<b>946</b>	<b>REG. TOTAL</b>	<b>3,247</b>	<b>1,050</b>	<b>49</b>	<b>2,148</b>
					<b>TOTALS</b>				

# A Regional Look at Dispositions - Chart

